EU Reg nº 003469376 www.blink.com.pt

Instructions ALF

The installation must be done by a qualified electrician who follows these instructions scrupulously.
Only qualified personnel should perform maintenance operations on the product.
Ensure the rated voltage of the device is compatible with the power supply voltage.
Use a supply cable in conformity with the requirements of the low voltage installations standards.
The product should not be altered. Any alteration can make the product hazardous and voids the guarantee.

I. Specifications

Power Sourcing	220-240 V/AC
Class	I
Power Frequency	50/60Hz
IP	IP65
Max. Watts	10W
Colour temperature	4200K
Mounting	Wall surface
Application	Indoor/Outdoor

II. Technical Drawing

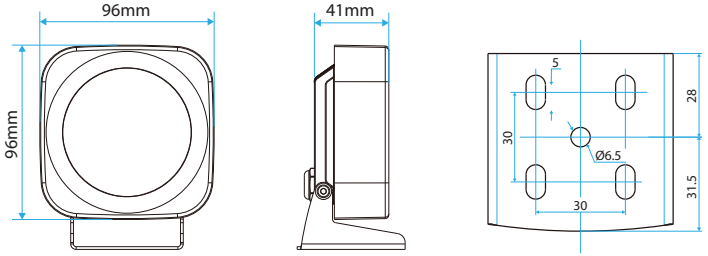

III. Installation

1

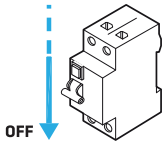

- Switch off the power

2

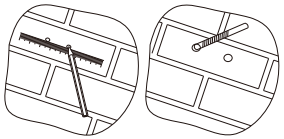

- Mark and drill the holes

3

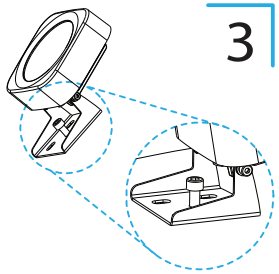

- Install the floodlight into the required position

4

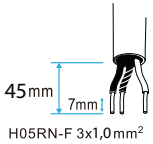

- Connect to power supply using an IP65 connection

5

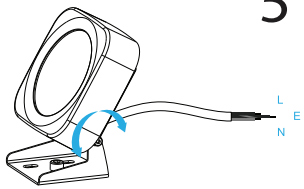

- Rotate the floodlight to the required angle

6

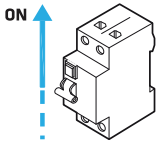

- Switch on the power

IV. Optional accessories

Spike

IP68 connector

Ref. 1630490001

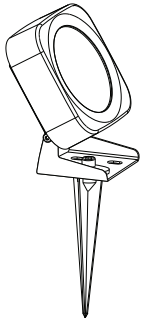

All responsibilities for defects or damages are hereby rejected if caused by: incorrect assembling of the product, incorrect supply, use of lamps not suitable for this product, external agents.
All responsibilities for defects or damages are hereby rejected if caused by: incorrect assembling of the product, incorrect supply, use of lamps not suitable for this product, external agents.